


<b>INTERDIGITL INC</b>		<b>IDCC</b>	<b>NSDQ</b>	Industry: <b>WIRELESS EQUIPM</b>			Type: <b>Mid Cap</b>	<b>Growth</b>
<b>Price</b>	<b>P/E (12 mo)</b>	<b>Mkt Cap (millions)</b>	<b>Yield (%)</b>	<b>Sales (12 mo)</b>	<b>Sls Gr (1st 5 yr)</b>	<b>EPS Gr (1st 5 yr)</b>	<b>Zacks Target Price</b>	<b>Zacks Rec Relative to Mrk</b>
\$42.55	13.0	\$1886	0.0%	\$376	2%	18%	43.60	Neutral

INTERDIGITAL COMMUNICATIONS develops and markets advanced digital wireless telecommunications systems using proprietary technologies for voice and data communications and has developed an extensive patent portfolio related to those technologies.



**Price/Volume Data**

52-Wk High \$42.82  
Low \$23.48

PriceChg-YTD -YTD(Rel) 39%

Avg Dly Vol (000) 863

**Exp Return/Risk**

Yld+Exp EPS Gr 15%

Beta 0.75

**Zacks (1-5) Quantitative Score (1=Highest)**  
Rank = 4 Risk = 3

FY	EPS	Yr/Yr Growth	SLS	Yr/Yr Growth
12/10 Est	3.47	59%	394	32%
12/11 Est	2.93	-19%	376	-5%
12/12 Est	2.93	0%	376	0%

**Other Key Measures**

	Current	5-Yr Avg	10-Yr Avg
P/E Rel S&P	58%	233%	851%
Net Margin	42%	27%	4%
ROE	62.6%	52.0%	24%
LT Debt/Cap	0%	1%	2%

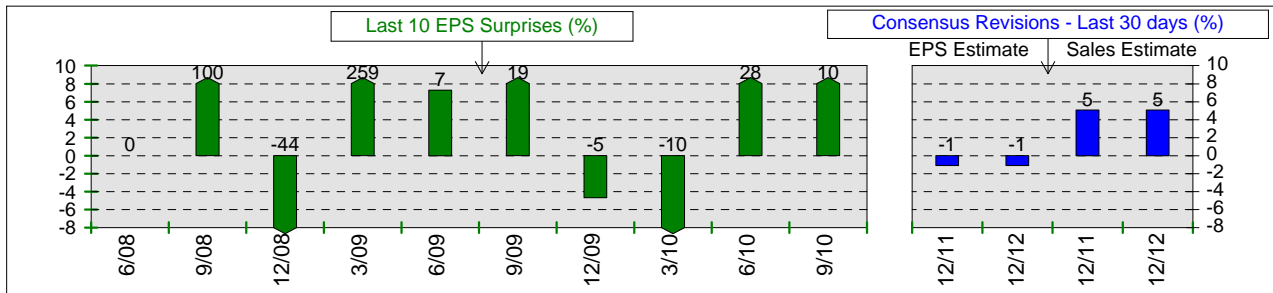
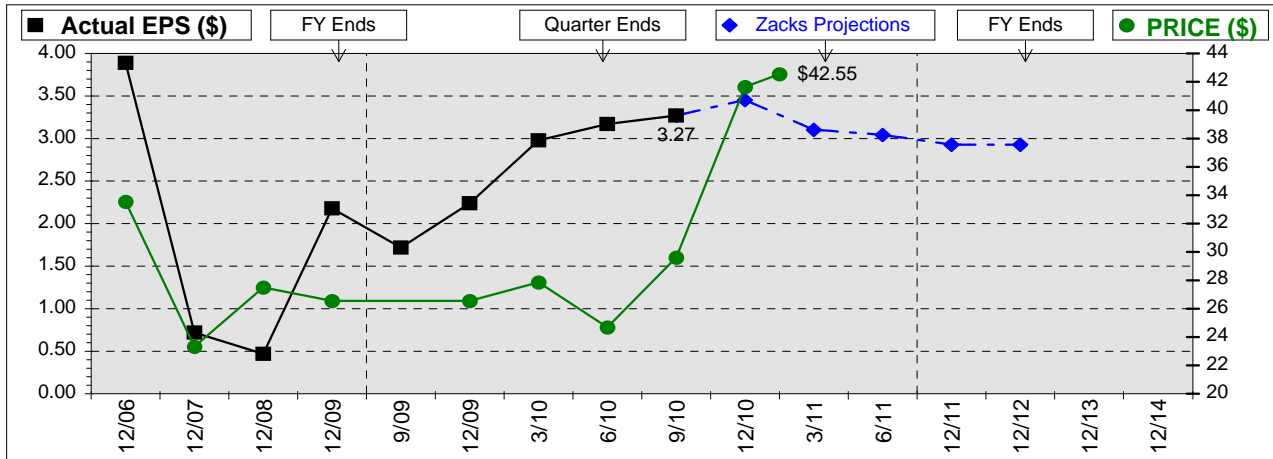
<b>Avg Broker Rec</b>	#Up (last 30 days)	#Dn (last 30 days)
BUY	0	0

**Shareholder Data**

Shares Out (mil) 44

Institutions Own 56%

Insiders Own 2%



Zacks Industry Outlook:	Industry Comparables										
	Pr Chg YTD	P/E (12Mo)	EPS Gr 5Yr Est	Price/Book	Price/Sales	Price/CF	Lynch Ratio (GROW/PE)	Div Yield	Net Margin	ROE	Debt/Cap
<b>NEUTRAL</b>											
<b>INTERDIGITL INC</b>	2%	13.0	15%	6.1	5.0	15.2	1.15	0.0%	42%	63%	0%
<b>INDUSTRY AVG *</b>	3	13.5	10%	2.0	1.8	13.5	0.74	0.0%	9%	11%	15%
<b>S&amp;P 500</b>	1%	22.4	11%	3.4	2.2	14.0	0.51	1.8%	10%	22%	33%

\* 23 companies in industry. IDCC is 12/23 in Sales, 6/23 in Net Income and ranked 3/23 by Zacks for appreciation

Latest Splits:

Ex-Div. Date: